

Scaled data based on original data using  
LM-79-08 Approved Method: Electrical and Photometric Measurements of Solid-  
State Lighting Products

Test Report Prepared for  
Cooper Lighting Solutions  
(formerly Eaton)

Brand: McGRAW-EDISON

Report Number: P200373

Luminaire Tested: **GPC-AF-01-LED-E1-T4W-7050-800**

Issue Date: 3/3/2020

**Test Information**

Test Method: LM-79-08  
Report Number: P200373  
TEST IS SCALED FROM IESNA LM-79-08 TEST DATA (P24147)  
Test Lab: INNOVATION CENTER P2  
Issue Date: 3/3/2020  
Manufacturer: COOPER LIGHTING SOLUTIONS (FORMERLY EATON)  
Product Line: MCGRAW-EDISON  
Catalog Number: GPC-AF-01-LED-E1-T4W-7050-800  
Description: GALLEON PEDESTRIAN LUMINAIRE  
(1) 70 CRI, 5000K, 800mA LIGHTSQUARE WITH 16 LEDS EACH AND TYPE IV WIDE OPTICS  
Light Source: -  
Ballast/Driver: ELECTRONIC DRIVER

**Summary**

Lumens per Lamp: N/A  
Luminaire Lumens: 5100 lumens  
Efficiency: N/A  
Efficacy: 115.9 lumens/watt  
Luminous Opening: Rectangular (W 0.5' x L: 0.5' x H: 0')  
IES Classification: Type IV - Short - Semi-Cutoff  
BUG Rating: B1 - U0 - G2

Input Watts (W): 44  
Input Voltage (V): NR  
Input Current (Ain): NR  
Voltage Rise (V): NR  
Power Factor: NR  
Total Harmonic Distortion (THDi): NR  
Frequency (hertz): 60  
Stabilization Time: NR  
Operation Time: NR  
Ambient Temperature (°C): NR  
Test Distance: 25 FT

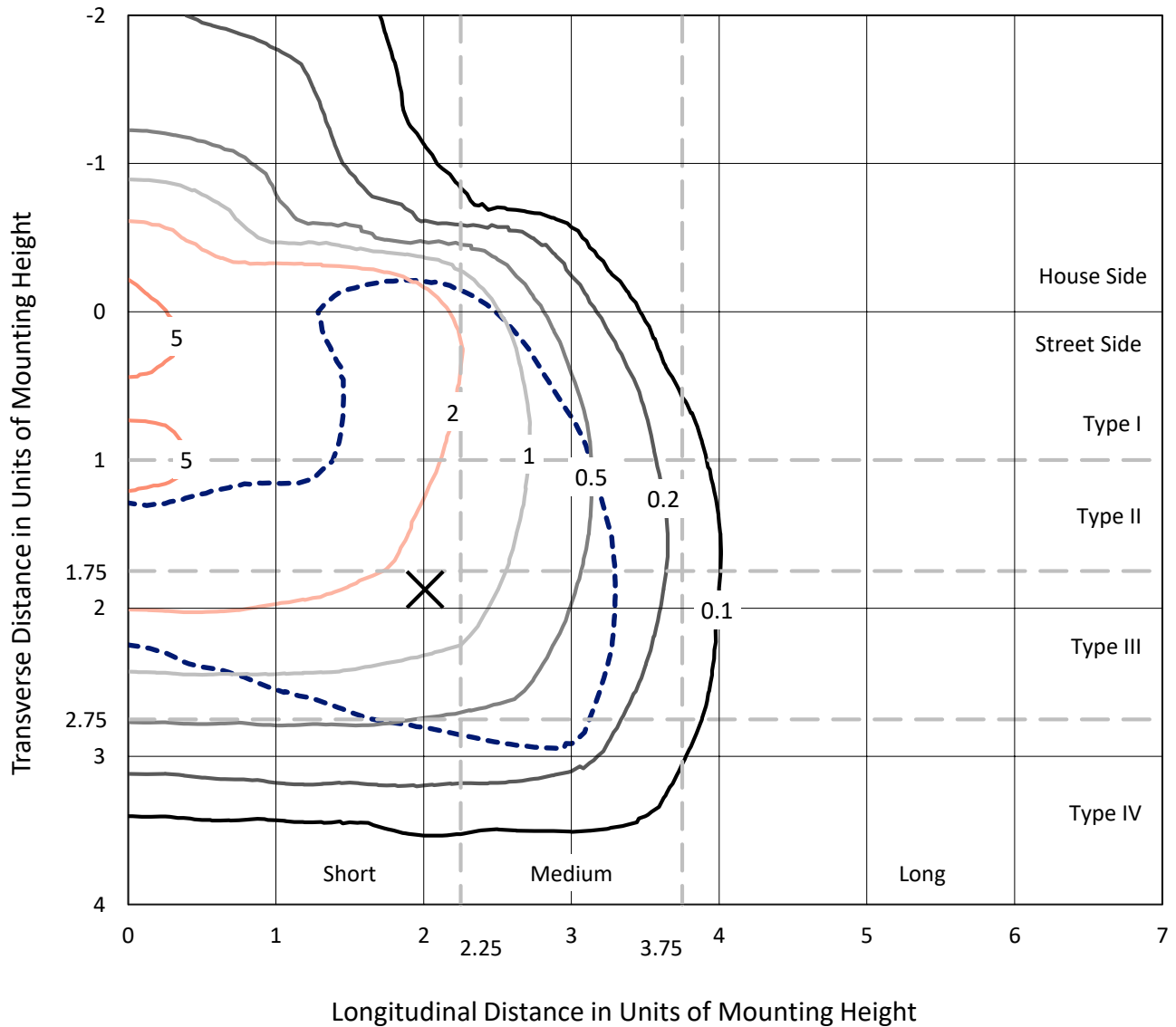


REPORT NUMBER: P200373

CATALOG NUMBER: GPC-AF-01-LED-E1-T4W-7050-800

### Iso-Footcandle Lines of Horizontal Illumination

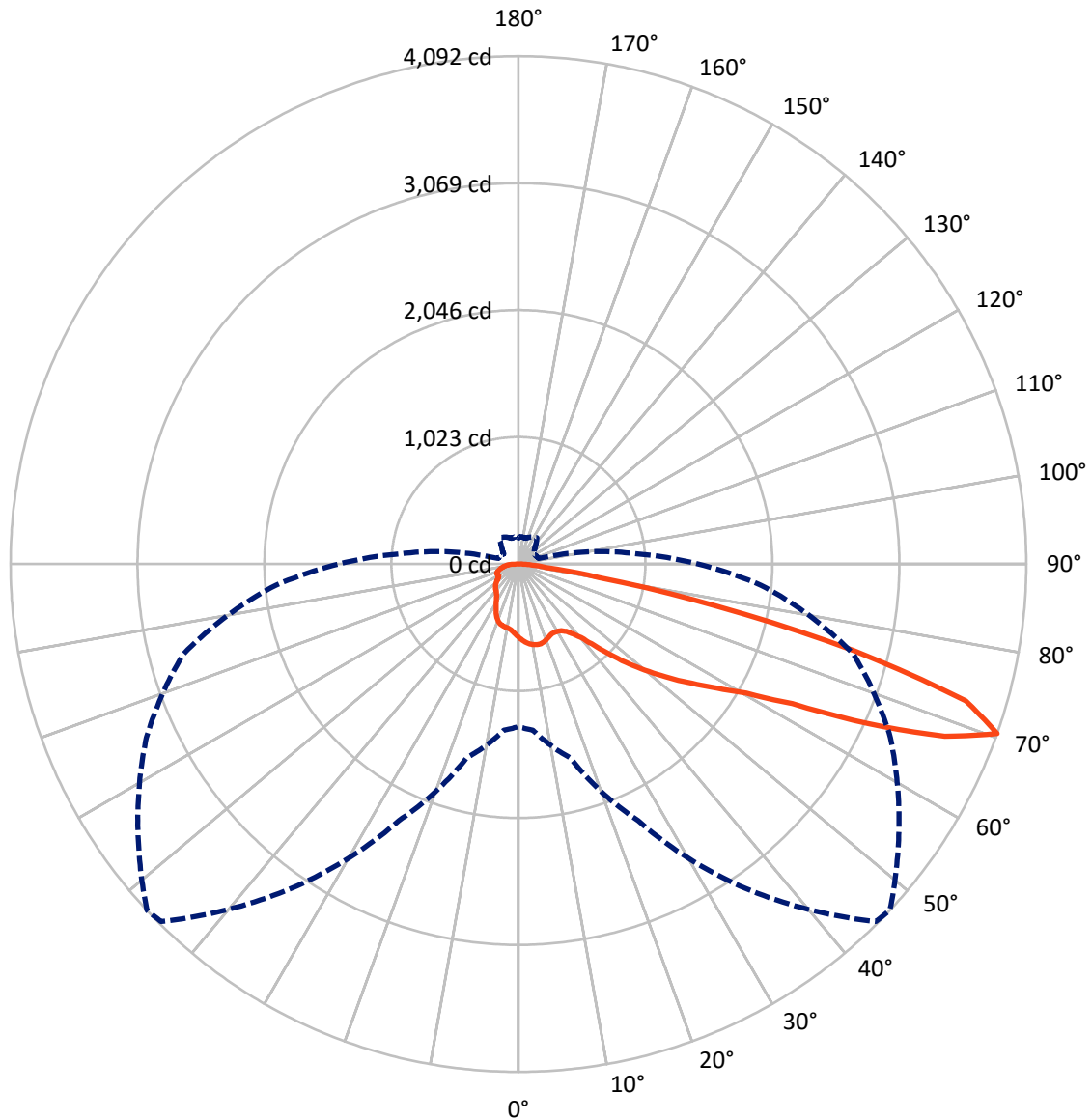
✕ Max cd  
 - - - 1/2 Max cd



Based on 10 foot mounting height. Maximum calculated value = 6.8 fc  
 Type IV - Short - Semi-Cutoff

REPORT NUMBER: P200373  
CATALOG NUMBER: GPC-AF-01-LED-E1-T4W-7050-800

### Luminous Intensity Polar Plot



— Vertical Plane Through 47-Deg Lateral      - - - Horizontal Cone Through 70-Deg Vertical

REPORT NUMBER: P200373

CATALOG NUMBER: GPC-AF-01-LED-E1-T4W-7050-800

**FLUX DISTRIBUTION:**

		Downward	Upward	Total
<b>House Side</b>	Lumens	1064.0	0.0	1064.0
	% Fixture	20.9	0.0	20.9
<b>Street Side</b>	Lumens	4036.0	0.0	4036.0
	% Fixture	79.1	0.0	79.1
<b>Total</b>	Lumens	5100.0	0.0	5100.0
	% Fixture	100.0	0.0	100.0

**Coefficient of Utilization**

**ZONAL LUMENS:**

Zone	Lumens	% Fixture
0°-10°	56.7	1.1
10°-20°	166.3	3.3
20°-30°	245.6	4.8
30°-40°	357.0	7.0
40°-50°	642.6	12.6
50°-60°	1113.1	21.8
60°-70°	1588.8	31.2
70°-80°	815.6	16.0
80°-90°	114.2	2.2
90°-100°	0.0	0.0
100°-110°	0.0	0.0
110°-120°	0.0	0.0
120°-130°	0.0	0.0
130°-140°	0.0	0.0
140°-150°	0.0	0.0
150°-160°	0.0	0.0
160°-170°	0.0	0.0
170°-180°	0.0	0.0
0°-90°	5100.0	100.0
0°-180°	5100.0	100.0



REPORT NUMBER: P200373

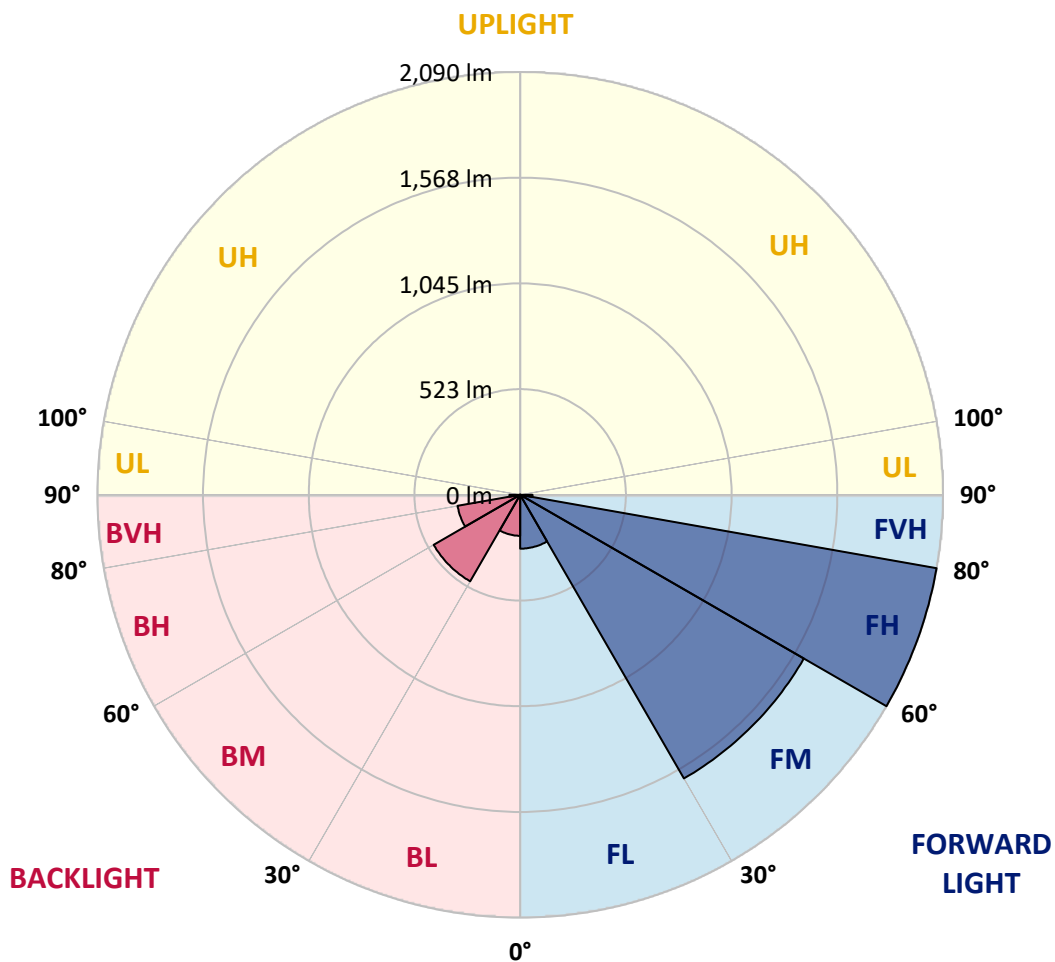
CATALOG NUMBER: GPC-AF-01-LED-E1-T4W-7050-800

**LUMINAIRE CLASSIFICATION SYSTEM LUMEN TABLE AND BUG RATING:**

Zone		Lumens	% Fixture	Zone Rating/Lumen Limit		
				B	U	G
FL	(0°-30°)	266.1	5.2			
FM	(30°-60°)	1618.9	31.7			
FH	(60°-80°)	2090.1	41.0			G2/5000
FVH	(80°-90°)	60.9	1.2			G1/100
BL	(0°-30°)	202.6	4.0	B1/500		
BM	(30°-60°)	493.9	9.7	B1/1000		
BH	(60°-80°)	314.3	6.2	B1/500		G1/500
BVH	(80°-90°)	53.3	1.0			G1/100
UL	(90°-100°)	0.0	0.0		U0/0	
UH	(100°-180°)	0.0	0.0		U0/0	

**BUG Rating: B1-U0-G2**

Type IV Short





REPORT NUMBER: P200373

CATALOG NUMBER: GPC-AF-01-LED-E1-T4W-7050-800

**CANDELA DISTRIBUTION (FULL):**

	0°	5°	15°	25°	35°	45°	47°	55°	65°	75°	85°
0°	591.8	591.8	591.8	591.8	591.8	591.8	591.8	591.8	591.8	591.8	591.8
2.5°	626.5	625.3	624.8	623.8	622.5	616.3	615.1	610.6	604.4	598.0	591.3
5°	667.7	667.4	664.7	659.7	651.8	638.2	634.9	624.0	609.4	595.2	581.1
7.5°	703.9	701.7	696.5	686.5	672.6	654.0	649.6	634.4	614.3	595.0	575.9
10°	730.5	729.2	717.8	704.2	686.0	665.4	660.2	643.4	621.3	596.7	572.9
12.5°	745.6	743.1	730.0	713.6	692.0	671.9	666.7	649.6	624.8	596.7	568.7
15°	744.6	742.9	729.7	711.8	690.0	672.4	667.7	650.6	624.0	594.2	563.2
17.5°	724.7	725.5	714.3	696.7	678.8	665.4	661.2	645.4	619.1	589.3	556.8
20°	690.0	693.5	686.0	670.4	660.5	651.3	648.6	635.2	611.4	582.1	549.8
22.5°	655.3	658.5	655.5	642.4	640.9	635.4	633.9	624.3	604.7	577.6	545.6
25°	629.7	632.7	632.2	620.8	625.3	625.0	623.8	619.1	603.2	577.6	546.4
27.5°	622.8	623.8	622.8	612.4	618.6	623.5	622.5	621.8	607.6	584.8	555.8
30°	646.6	645.1	637.4	616.3	622.0	629.0	628.0	628.5	621.0	603.7	576.9
32.5°	741.6	734.9	710.6	651.3	636.2	639.9	640.4	648.6	649.8	632.7	609.6
35°	883.8	876.3	844.8	745.1	680.1	667.2	667.2	679.6	687.0	674.4	660.5
37.5°	1034.4	1026.2	1009.3	875.1	772.4	714.6	713.3	722.0	732.7	735.7	739.1
40°	1205.6	1196.9	1201.6	1021.0	901.2	796.7	779.1	772.9	801.7	820.8	848.6
42.5°	1392.9	1389.0	1390.7	1183.5	1047.8	919.5	894.5	862.5	897.2	931.2	989.5
45°	1566.4	1569.8	1568.1	1357.4	1211.1	1069.4	1042.8	980.8	1014.8	1073.1	1168.1
47.5°	1718.2	1703.8	1726.1	1547.5	1393.9	1237.1	1204.4	1121.2	1155.7	1227.7	1388.5
50°	1902.6	1900.6	1867.8	1801.1	1615.0	1405.6	1362.7	1266.4	1320.0	1420.0	1666.1
52.5°	2096.3	2060.4	2030.3	1998.3	1849.5	1578.3	1525.7	1411.0	1513.0	1638.8	2004.5
55°	2136.0	2119.9	2157.1	2211.0	2075.5	1757.7	1696.4	1592.4	1730.4	1888.9	2394.8
57.5°	2220.9	2220.6	2297.6	2393.6	2308.2	1948.0	1886.2	1811.5	1974.8	2175.5	2809.2
60°	2278.2	2294.3	2437.3	2623.6	2536.7	2167.8	2111.0	2064.3	2252.7	2495.8	3195.2
62.5°	2308.2	2330.1	2525.1	2716.9	2859.8	2533.8	2477.0	2409.7	2620.4	2847.1	3421.0
65°	2183.4	2226.4	2511.4	2797.5	3142.6	3127.0	3101.5	2983.4	3080.1	3124.8	3339.4
67.5°	1838.0	1882.0	2213.9	2722.3	3344.6	3699.2	3704.6	3502.9	3363.0	3148.6	2807.7
70°	1309.6	1344.0	1618.7	2282.4	3190.8	4073.1	4091.7	3742.3	3306.7	2792.3	1961.6
72.5°	621.8	642.9	902.9	1485.5	2532.0	3731.9	3767.9	3436.7	2811.7	2067.3	1070.1
75°	228.5	235.0	305.2	632.0	1468.6	2752.1	2794.5	2463.6	1863.9	1029.2	407.7
77.5°	137.0	141.2	171.2	266.7	577.6	1573.1	1635.8	1339.8	814.6	383.1	200.5
80°	95.8	98.8	122.8	166.0	272.9	599.5	655.3	546.8	324.5	242.4	145.9
82.5°	64.8	66.2	86.3	112.1	181.4	214.1	231.0	243.2	218.8	180.4	92.5
85°	42.4	43.9	58.6	73.9	115.4	110.7	113.1	143.2	159.8	122.6	51.4
87.5°	24.3	25.3	35.2	39.5	56.6	46.9	47.4	75.4	102.2	82.6	31.3
90°	0.0	0.0	0.0	0.0	0.0	0.0	0.0	0.0	0.0	0.0	0.0



REPORT NUMBER: P200373

CATALOG NUMBER: GPC-AF-01-LED-E1-T4W-7050-800

**CANDELA DISTRIBUTION (continued):**

	90°	95°	105°	115°	125°	135°	145°	155°	165°	175°	180°
0°	591.8	591.8	591.8	591.8	591.8	591.8	591.8	591.8	591.8	591.8	591.8
2.5°	589.5	586.3	579.1	574.6	570.4	569.4	567.7	567.4	567.2	567.2	566.5
5°	576.4	570.9	559.8	553.5	548.3	547.8	547.6	548.8	549.3	549.8	549.1
7.5°	567.9	560.5	546.6	537.7	531.5	530.0	532.5	538.2	541.9	543.4	542.6
10°	562.7	553.5	537.4	527.7	522.5	521.8	525.0	531.7	539.4	542.4	542.1
12.5°	556.8	546.4	529.2	519.1	516.1	517.6	521.8	528.0	535.9	540.6	540.9
15°	550.8	538.7	521.0	512.1	510.9	512.9	516.8	521.5	527.7	532.5	533.0
17.5°	543.6	531.0	513.4	504.2	503.2	504.2	504.4	506.9	510.9	515.3	516.6
20°	535.9	523.0	504.7	495.5	491.0	487.1	482.6	483.1	484.3	488.8	489.8
22.5°	530.5	517.6	498.0	485.3	473.4	461.5	452.6	451.3	451.8	455.5	456.8
25°	531.0	517.3	496.2	474.4	448.3	429.2	417.3	415.3	415.1	417.8	419.6
27.5°	540.6	527.0	502.7	463.2	421.1	392.8	380.1	378.6	376.6	377.4	379.4
30°	562.2	549.6	518.3	451.8	391.5	357.0	343.9	342.4	339.7	338.4	339.9
32.5°	597.5	587.0	541.1	440.9	362.0	326.5	313.1	309.9	308.2	306.7	307.9
35°	656.0	651.6	571.7	429.0	336.0	303.0	290.8	285.8	283.3	286.1	288.1
37.5°	747.8	750.3	611.6	410.4	315.9	287.3	277.1	271.4	267.7	270.0	272.2
40°	877.8	879.6	655.8	384.1	298.5	278.1	267.2	262.0	256.8	252.8	252.6
42.5°	1048.5	1030.9	699.2	355.6	278.4	272.4	260.3	253.8	245.9	235.0	232.7
45°	1251.0	1189.2	732.2	322.8	255.8	265.5	252.6	243.7	231.2	219.3	218.1
47.5°	1484.2	1359.2	748.3	288.8	234.7	255.3	243.2	229.0	213.4	207.4	206.7
50°	1769.1	1560.9	756.0	255.8	216.4	241.9	229.5	212.9	199.7	198.5	197.7
52.5°	2093.4	1803.6	758.5	228.8	201.2	224.5	218.3	202.2	191.8	192.8	192.8
55°	2432.8	2054.2	724.7	209.2	187.3	206.7	210.9	198.0	189.3	193.3	194.8
57.5°	2744.4	2276.2	618.6	194.0	174.2	193.0	208.2	202.0	196.0	212.1	213.1
60°	2983.6	2407.5	462.0	180.4	164.5	188.3	215.4	217.1	218.6	257.0	262.3
62.5°	3033.7	2363.8	317.6	169.7	160.0	192.3	228.5	228.8	227.0	253.8	257.0
65°	2803.7	2087.7	231.0	163.8	156.3	199.5	239.7	234.5	223.1	243.4	237.4
67.5°	2226.6	1572.8	192.3	159.3	150.9	199.0	251.6	239.7	220.8	238.4	228.8
70°	1445.3	951.0	171.2	155.6	144.4	189.6	258.5	239.2	214.4	221.8	210.4
72.5°	705.1	425.3	157.1	150.1	137.7	176.4	258.3	234.7	207.7	207.2	201.0
75°	275.9	194.8	144.2	141.9	126.3	161.5	251.3	228.3	199.7	191.8	189.6
77.5°	161.5	138.9	127.8	129.8	112.6	146.6	241.2	217.1	188.8	179.4	176.9
80°	117.6	104.0	108.9	112.1	96.3	131.8	227.5	203.5	176.7	181.4	177.9
82.5°	75.4	67.0	88.3	91.6	80.1	116.6	212.6	189.1	159.5	144.9	141.4
85°	38.5	42.4	65.8	69.7	61.8	95.8	194.5	170.0	140.2	120.6	122.6
87.5°	21.6	29.0	41.9	46.9	43.7	73.7	157.8	140.2	114.4	93.0	81.9
90°	0.0	0.0	0.0	0.0	0.0	0.0	0.0	0.0	0.0	0.0	0.0

(END OF REPORT)